





80001464 Replacement Pump Kit

Your replacement pump kit (part number 80001464) includes hoses, fittings, pressure gauge and a new power unit that differs somewhat from the old power unit you are replacing. The replacement has a different style but functionally is the same.

The hoses and fittings attach on the top of the valve manifolds on both styles. The ports are labeled "A" through "D" and "G" for pressure gauge port.




If your lift gate has an existing auxiliary power unit; the suction port "S" located on the rear of the existing primary power unit valve body has relocated to the left side of the replacement pump manifold under the "P1" Port.

If your Lift gate does not have an auxiliary pump ports "P1" & "S" will remain plugged.
(Plug size: "P1" 9/16-18 SAE #6, "S" 3/4-16 SAE #8)

Manifold valves are the same with the inclusion of a "V" indicator on the stamping. (example: "S1" is now stamped "SV1" etc.)


The SV4 valve coil has two terminals; one wire will need ground.

Additionally there is a purple ground wire to secure to ground and white wire for connection to the motor solenoid.



"P1"
Port


"S"
Port



Motor
Solenoid

White
wire

Ground
wire



"SV4"
Coil

"GRD"
Ground